

# Sylvester Primary Academy Remote Learning Overview



## Year 4

Year 4	Spring	1	Topic	Victorian Working Children	W/C	01/02/2021
<b>English: Reading</b>	<p>This week's reading tasks and reading comprehension lessons are to be carried out on Reading Eggs. Your child's Reading Eggs account can be accessed at <a href="https://readingeggs.co.uk/">https://readingeggs.co.uk/</a></p> <p>If you don't have your child's Reading Eggs login details please contact Mr Musker through Class Dojo.</p> <p>1) Children complete one of the Reading Eggs lessons set by Mr Musker (only one of these three will be set for your child).</p> <p style="padding-left: 40px;">The Young Lion King Postcards TV Guide</p> <p>2) Children will read the reading books set by Mr Musker</p> <p style="padding-left: 40px;">The Little Note That Grew</p> <p>3) Children complete their next individual Reading Eggspress Lesson.</p>					
<b>English: Grammar</b>	<p><b>Prepositions</b> - See the attached worksheet below. Ask children to read the worksheet and then complete the sentences on prepositions (see below).</p>					
<b>English: Spelling</b>	<p>This week's spelling tasks are to be carried out on Reading Eggs. Your child's Reading Eggs account can be accessed at <a href="https://readingeggs.co.uk/">https://readingeggs.co.uk/</a></p> <p>If you don't have your child's Reading Eggs login details please contact Mr Musker through Class Dojo</p> <p><b>Task 1:</b> Complete the spelling lesson on Silent b, l and h.</p> <p><b>Task 2:</b> Complete the worksheets – Silent b, l and h (see below).</p>					

## Sylvester Primary Academy Remote Learning Overview

<p><b>English: Climbing in the Dark</b></p>	<p>This week, the children will continue to read the playscript called Climbing in the Dark. A copy of this has been sent out to you. After reading each scene, the children have a set task to do (see learning pack resources).</p> <p><b>Task 1:</b> Read Scene 3 and complete the task called <b>I can find Synonyms</b>.  <b>Task 2:</b> Read Scene 4 and complete the comprehension task (Climbing in the Dark).</p>
<p><b>English: Handwriting</b></p>	<p>Write out these silent letter words five times each using joined handwriting: lamb, bomb, could, should, honest, hour.</p>
<p><b>English: Listening</b></p>	<p>Ask children to listen to the next instalment of Danny Champion of the World (available on Class Dojo from Wednesday).</p>
<p><b>Maths</b></p>	<p>Some of this week's Mathematics lessons are to be carried out through My Maths. Your child's My Maths account can be accessed at <a href="https://www.mymaths.co.uk/">https://www.mymaths.co.uk/</a></p> <p>My Maths requires a school login (see below) and a personal pupil login. If you don't have your child's My Maths login details please contact Mr Musker through Class Dojo.</p> <p><b>School Log-in:</b> thesylvester  <b>Password:</b> success92</p> <p>This week's mathematics topic is Position and Direction (there will be a mix of MyMaths lessons, recorded lessons and worksheets provided).</p> <p><b>Monday:</b> My Maths Lesson – <b>Angles 1</b> (Then Types of Angles Worksheet – see below).  <b>Tuesday:</b> My Maths Lessons (<b>2 lessons</b>) – <b>Position and Turning Angles 2</b>  <b>Wednesday: Compass Points</b> This will be a recorded lesson available on Class Dojo (see below for the worksheets – Let's Face It!).  MyMaths Lesson – <b>Patterns and Sequences</b>  <b>Thursday: Coordinates</b> This will be a recorded lesson available on Class Dojo (see below for the worksheets – Positions and Drawing Shapes).  MyMaths Lesson – <b>10x Table</b>  <b>Friday:</b> MyMaths Lesson – <b>Coordinates 1</b></p>

## Sylvester Primary Academy Remote Learning Overview

<b>Times Tables</b>	Ask children to complete this week's TTRockstars task – Garage Task. Children should aim to play TTRockstars for 15 minutes each day.
<b>Science</b>	<p>The Science topic your child is currently studying is States of Matter. This week's Science lesson is <b>Lesson 5 – What are melting points and boiling points?</b> This lesson can be accessed at <a href="https://classroom.thenational.academy/units/states-of-matter-3a2a">https://classroom.thenational.academy/units/states-of-matter-3a2a</a></p> <p><b>Task:</b> Watch the video lesson on <b>What are melting points and boiling points?</b> and complete the related learning tasks.</p>
<b>PE</b>	<p><b>Gymnastics – Jumping Dice</b> (See below for a PE activity you and your child could carry out at home).</p> <p>Here is a link for a website which has many, many remote learning PE activities that you and your child can carry out. Feel free to do any that you wish. The activity below is just a suggestion.</p> <p><a href="https://www.youthsporttrust.org/primary-pe-activities">https://www.youthsporttrust.org/primary-pe-activities</a></p>
<b>PSHE (RHE)</b>	<p>Our PSHE topic this half-term is Eat Well, Live Well.</p> <p>This week's PSHE lesson is <b>Lesson 5 – Images in the Media</b></p> <p>This lesson can be accessed at <a href="https://classroom.thenational.academy/units/eat-well-live-well-7109">https://classroom.thenational.academy/units/eat-well-live-well-7109</a></p> <p>Tasks: Watch the video lesson – <b>Images in the Media</b> and complete the related learning tasks.</p>
<b>TOPIC (History)</b>	<p>This term's History topic is Victorian Working Children.</p> <p>This week, the children will be writing a report about Victorian Schools.</p> <p><b>Task: 1:</b> Ask the children to use the notes and success criteria to write a report about Victorian schools (the notes and an example of writing are attached below).</p>

## Sylvester Primary Academy Remote Learning Overview

### Recommended Y4 Timetable

<b>Monday</b>	<p><b>MyMaths</b> Angles 1</p> <p><b>Extra</b> Types of Angles Worksheet</p>	<p><b>Reading Eggs</b> The Young Lion King or Postcards or TV Guide</p>	<p><b>History</b> Victorian Schools Children use the notes and success criteria to write a report about schools in Victorian times (see below).</p>	<b>TT Rockstars</b> (15-20 minutes daily)
<b>Tuesday</b>	<p><b>MyMaths</b> Position and Turning</p> <p>Angles 2</p>	<p><b>Reading Eggs Spelling Lesson</b> (Silent Letters – b, l and h) <b>Follow-up</b> Children complete the Silent Letters worksheets (see below). <b>Handwriting</b> Silent Letters (lamb, bomb, could, should, honest, hour)</p>	<p><b>Grammar</b> Prepositions</p>	<b>TT Rockstars</b> (15-20 minutes daily)
<b>Wednesday</b>	<p><b>Compass Points</b> - This will be a recorded lesson available on Class Dojo (see below for the worksheets – Let's Face It!).</p> <p><b>MyMaths</b> Patterns and Sequences</p>	<p><b>Climbing in the Dark</b> Read Scene 3 and complete the task called I can find Synonyms. See learning pack resources.</p>	<p><b>Science</b> What are melting points and boiling points?</p>	<b>TT Rockstars</b> (15-20 minutes daily)
<b>Thursday</b>	<p><b>Coordinates</b> - This will be a recorded lesson available on Class Dojo (see below for the worksheets – Positions and Drawing Shapes).</p> <p><b>MyMaths</b> 10x Tables</p>	<p><b>Climbing in the Dark</b> Read Scene 4 and complete the comprehension task (Climbing in the Dark). See learning pack resources. <b>Listening</b> Danny Champion of the World</p>	<p><b>PE</b> Jumping Dice</p>	<b>TT Rockstars</b> (15-20 minutes daily)
<b>Friday</b>	<p><b>MyMaths</b> Coordinates 1 <b>Key Stage 2 Maths Booklet</b> p58 <b>Maths Practise Booklet</b> p32</p>	<p><b>Readings (Reading Book)</b> The Little Note That Grew</p> <p><b>Reading Eggs (next lesson)</b></p>	<p><b>PSHE</b> Images in the Media</p>	<b>TT Rockstars</b> (15-20 minutes daily)



## Jumping Dice PE Home Learning

### Time to Learn:

- Play with a partner, take turns to roll a dice.
- Look at the number you have rolled and then complete the correct jumping exercises:

**Roll a 1** = Perform twenty star jumps

**Roll a 2** = Perform twenty tuck jumps

**Roll a 3** = Perform twenty pencil jumps

**Roll a 4** = Perform twenty jumps with a ½ turn

**Roll a 5** = Perform twenty jumps with a full turn

**Roll a 6** = Perform twenty squat jumps



- The first player to complete all of the activities listed above is the winner.



Perform ten 'repetitions' on each station instead of twenty.



Play for three minutes. The player who has completed the highest number of exercises wins.



Think of some different jumps to try? Change the numbers on the dice to represent your own jumping ideas.



Can you keep trying even if you feel tired?

### Top Tips

Pace yourself

- Take your time when performing the exercises, as you may need to perform some of them more than once.

### Let's Reflect

What happened to your body (heart) after completing an exercise?  
What helped you to keep working hard and not give up?

# Silent Letters – b, l, h



**List** 1. Write the word.

- lamb \_\_\_\_\_
- limb \_\_\_\_\_
- walk \_\_\_\_\_
- bomb \_\_\_\_\_
- calf \_\_\_\_\_
- talk \_\_\_\_\_
- hour \_\_\_\_\_
- numb \_\_\_\_\_
- comb \_\_\_\_\_
- palm \_\_\_\_\_
- crumb \_\_\_\_\_
- should \_\_\_\_\_
- could \_\_\_\_\_
- climb \_\_\_\_\_
- thumb \_\_\_\_\_
- yolk \_\_\_\_\_
- tomb \_\_\_\_\_
- chalk \_\_\_\_\_
- honest \_\_\_\_\_
- half \_\_\_\_\_

2. Sort the words.

Silent b	Silent l	Silent h

3. In a group. Write the list word that belongs in each group.

- sheep, ram, \_\_\_\_\_
- chat, conversation, \_\_\_\_\_
- egg, shell, \_\_\_\_\_
- true, genuine, \_\_\_\_\_
- second, minute, \_\_\_\_\_
- fingers, hand, \_\_\_\_\_

4. Name.



\_\_\_\_\_

\_\_\_\_\_

\_\_\_\_\_

# Silent Letters – b, l, h

Spelling Level 3.8



5. Underline the spelling mistakes. Write the word correctly.

I cou**u**d not believe I won the race! \_\_\_\_\_  
I shou**u**d have finished my homework last night. \_\_\_\_\_  
The ancient pharaoh was buried in a golden tom. \_\_\_\_\_  
It's hard to com my curly hair. \_\_\_\_\_  
I felt num after swimming in the cold water. \_\_\_\_\_  
There is only an our of school left. \_\_\_\_\_  
We hung the swing from the lim of the tree. \_\_\_\_\_  
The teacher had run out of chak. \_\_\_\_\_

## Challenge words

6. Write the word.

would \_\_\_\_\_  
exhaust \_\_\_\_\_  
folk \_\_\_\_\_  
heir \_\_\_\_\_  
plumber \_\_\_\_\_  
salmon \_\_\_\_\_  
debt \_\_\_\_\_  
doubt \_\_\_\_\_  
honour \_\_\_\_\_  
shepherd \_\_\_\_\_

7. Complete the sentence.

The prince is the \_\_\_\_\_ to the throne.  
We hired a \_\_\_\_\_ to fix our kitchen sink.  
It is an \_\_\_\_\_ to receive a medal.  
Running may \_\_\_\_\_ your energy.  
The \_\_\_\_\_ had a small flock of sheep.  
They decided they \_\_\_\_\_ order pizza.  
I \_\_\_\_\_ he has a pet tiger.  
I paid off my \_\_\_\_\_.  
That story is just an old \_\_\_\_\_ tale.  
Dad went fishing and caught a huge \_\_\_\_\_.

8. Word clues. Which challenge word

matches?  
fish \_\_\_\_\_  
broken pipe \_\_\_\_\_  
money \_\_\_\_\_  
sheep \_\_\_\_\_  
people \_\_\_\_\_

9. Hidden words. Find the challenge word.

ausexhausthaust \_\_\_\_\_  
oidudsbtdodoubt \_\_\_\_\_  
onhonourhorueor \_\_\_\_\_  
ldowwouldllddw \_\_\_\_\_  
eirheireirhie \_\_\_\_\_

## Victorian Schools

### Introduction

Victorian times    most poor children worked

parents had to pay for school    so    only rich children went school

link sentence

### Lessons

children learned reading, writing, spelling, arithmetic

boys also woodwork, extra maths, science, technical drawing

girls learned housework, needle work, cooking, childcare

### Punishments

teachers very strict

if naughty    teachers beat children with wooden cane on hands

if naughty or answers wrong children had to sit in corner

### Conclusion

1891 laws made education free for all children

all children had to attend school up to 10 years of age



## Victorian Schools – an example

What do you know about Victorian schools? Did you know most children didn't attend school because they had to work? What a shame! Only rich children (mainly boys) went to school because parents had to pay to send their children to school. Let me tell you more.

### Lessons

Children learned reading, writing, spelling and arithmetic (maths). Boys also learned woodwork, science and technical drawing whereas girls learned needlework, cooking and childcare.

### Writing Success Criteria:

- capitals and full stops
- ?
- commas in a list
- exclamatory sentence (What a great... How ... !)
- sub-headings
- connectives (because, so, but, while)
- expanded phrases (enormous, grey elephant)
- front adverbials (Iy words, time connectives)
- apostrophes (didn't, couldn't)

Name: \_\_\_\_\_

Date: \_\_\_\_\_

## PREPOSITIONS

**Prepositions** show the relationship between **nouns**.

E.g. The man sat **on** the wall.

Mice hide **under** floorboards.

Many **prepositions** are also **positions**. E.g. **over, above, between.**

**TASK A:** Use these prepositions to complete the sentences.

**above - about – across - after - before - behind - beneath –  
beyond – between - by – down - during - for – from – in - in  
front of – on – out of - over – through - to – under - with**

- 1) The dog ran \_\_\_\_\_ the busy road.
- 2) You must be \_\_\_\_\_ 8 to play on the slide.
- 3) Sam hid \_\_\_\_\_ the sofa.
- 4) He is suffering \_\_\_\_\_ a painful tooth.
- 5) I watched the match \_\_\_\_\_ the TV.
- 6) I can see the plane \_\_\_\_\_ the clouds.
- 7) Don't stand \_\_\_\_\_ the fire.
- 8) Go \_\_\_\_\_ that door please.
- 9) I'm not \_\_\_\_\_ a hurry. I can wait.
- 10) Stop \_\_\_\_\_ you get to the end of the street.

**TASK B:** Use the prepositions to create 10 sentences of your OWN.

## Types of Angles

**TASK:** Record how many right angles, acute angle and obtuse angles each shape has.



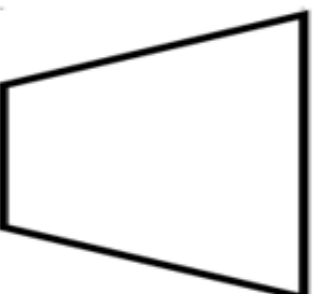
right angles \_\_\_\_  
acute angles \_\_\_\_  
obtuse angles \_\_\_\_



right angles \_\_\_\_  
acute angles \_\_\_\_  
obtuse angles \_\_\_\_

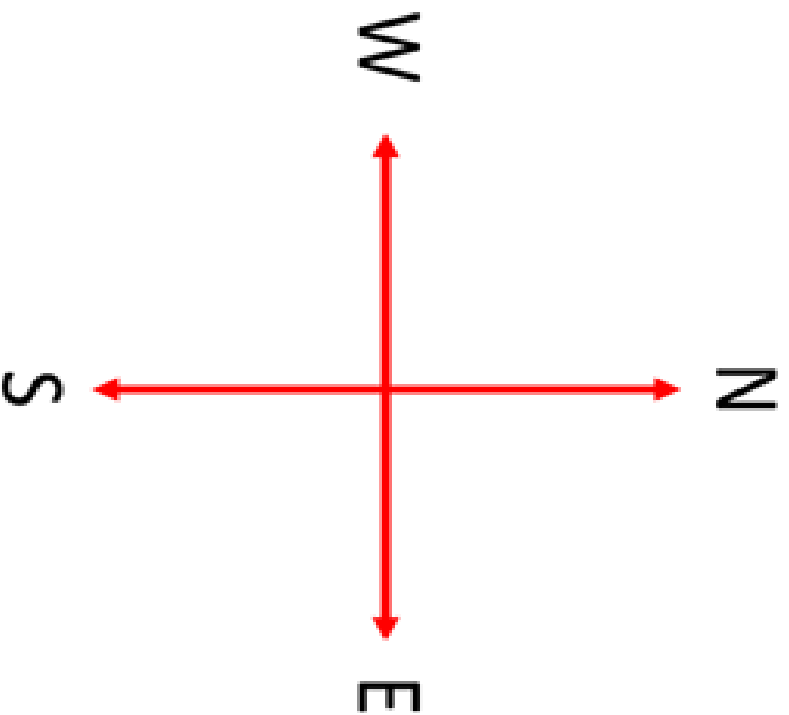


right angles \_\_\_\_  
acute angles \_\_\_\_  
obtuse angles \_\_\_\_



right angles \_\_\_\_  
acute angles \_\_\_\_  
obtuse angles \_\_\_\_

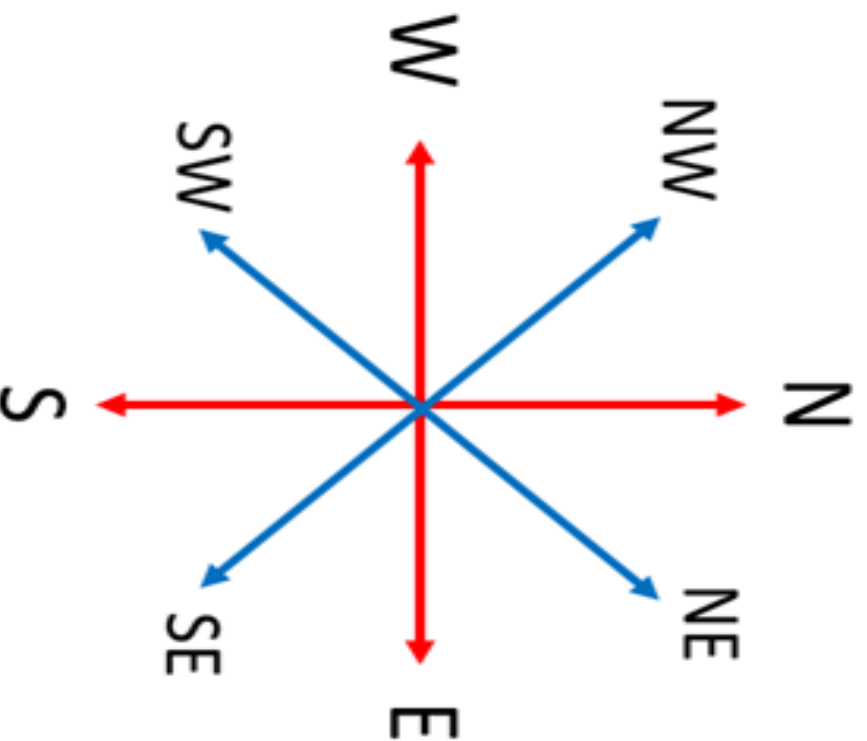
## Let's Face It 1



Which way does Luke face if he turns:

- 1) 90° clockwise from W? \_\_\_\_\_
- 2) 90° clockwise from S? \_\_\_\_\_
- 3) 90° anti-clockwise from E? \_\_\_\_\_
- 4) 90° anti-clockwise from W? \_\_\_\_\_
- 5) 90° clockwise from N? \_\_\_\_\_
- 6) 90° clockwise from E? \_\_\_\_\_
- 7) 90° anti-clockwise from S? \_\_\_\_\_
- 8) 90° anti-clockwise from N? \_\_\_\_\_
- 9) 180° clockwise from S? \_\_\_\_\_
- 10) 180° anti-clockwise from E? \_\_\_\_\_

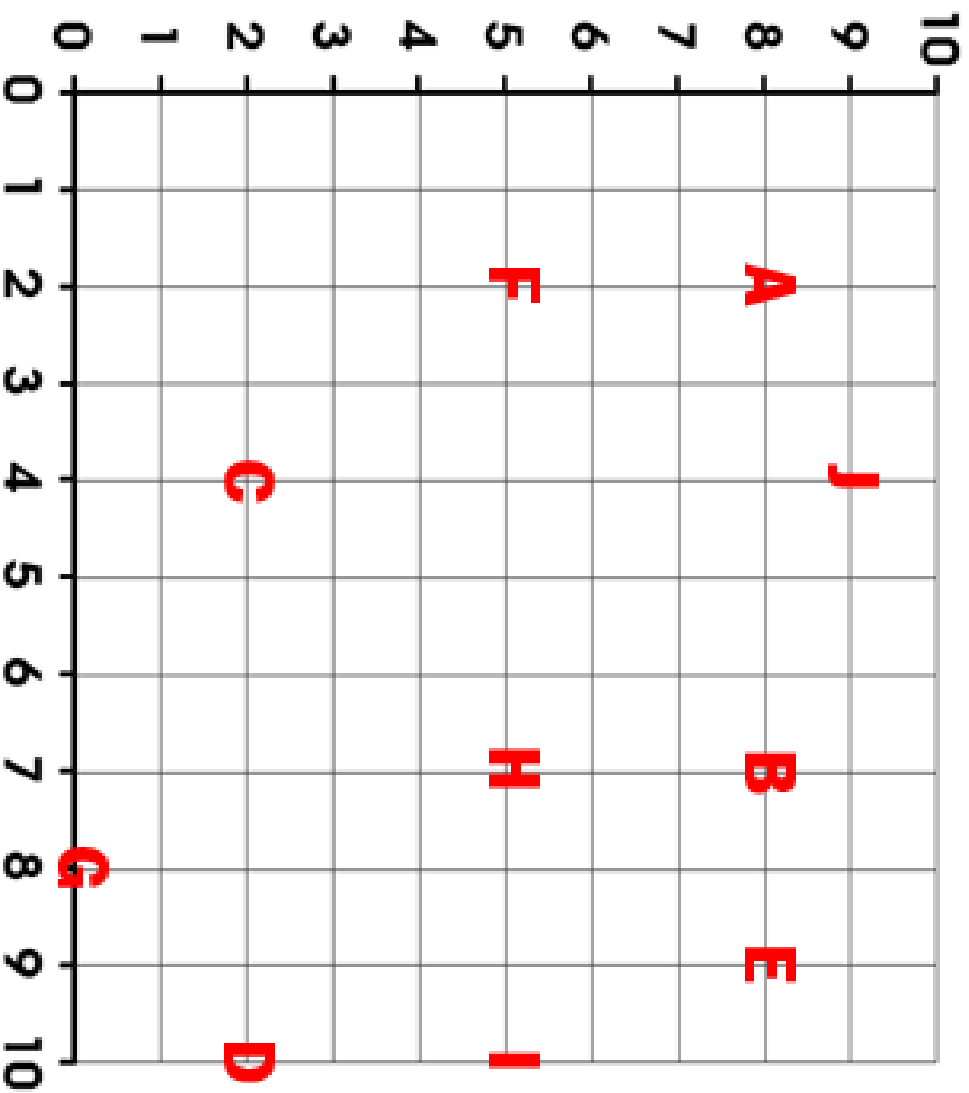
## Let's Face It 2



Which way does Luke face if he turns:

- 1) 90° clockwise from S? \_\_\_\_\_
- 2) 90° clockwise from N? \_\_\_\_\_
- 3) 90° anti-clockwise from E? \_\_\_\_\_
- 4) 90° anti-clockwise from S? \_\_\_\_\_
- 5) 180° clockwise from N? \_\_\_\_\_
- 6) 90° clockwise from NE? \_\_\_\_\_
- 7) 90° anti-clockwise from SW? \_\_\_\_\_
- 8) 90° clockwise from W? \_\_\_\_\_
- 9) 90° anti-clockwise from SE? \_\_\_\_\_
- 10) 90° anti-clockwise from NW? \_\_\_\_\_

## Positions



**TASK A:** Write the coordinates of each letter.

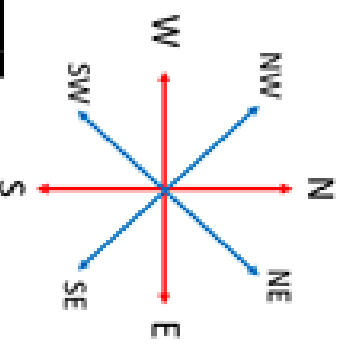
A = **(2, 8)**    B = \_\_\_\_    C = \_\_\_\_    D = \_\_\_\_

E = \_\_\_\_    F = \_\_\_\_    G = \_\_\_\_    H = \_\_\_\_

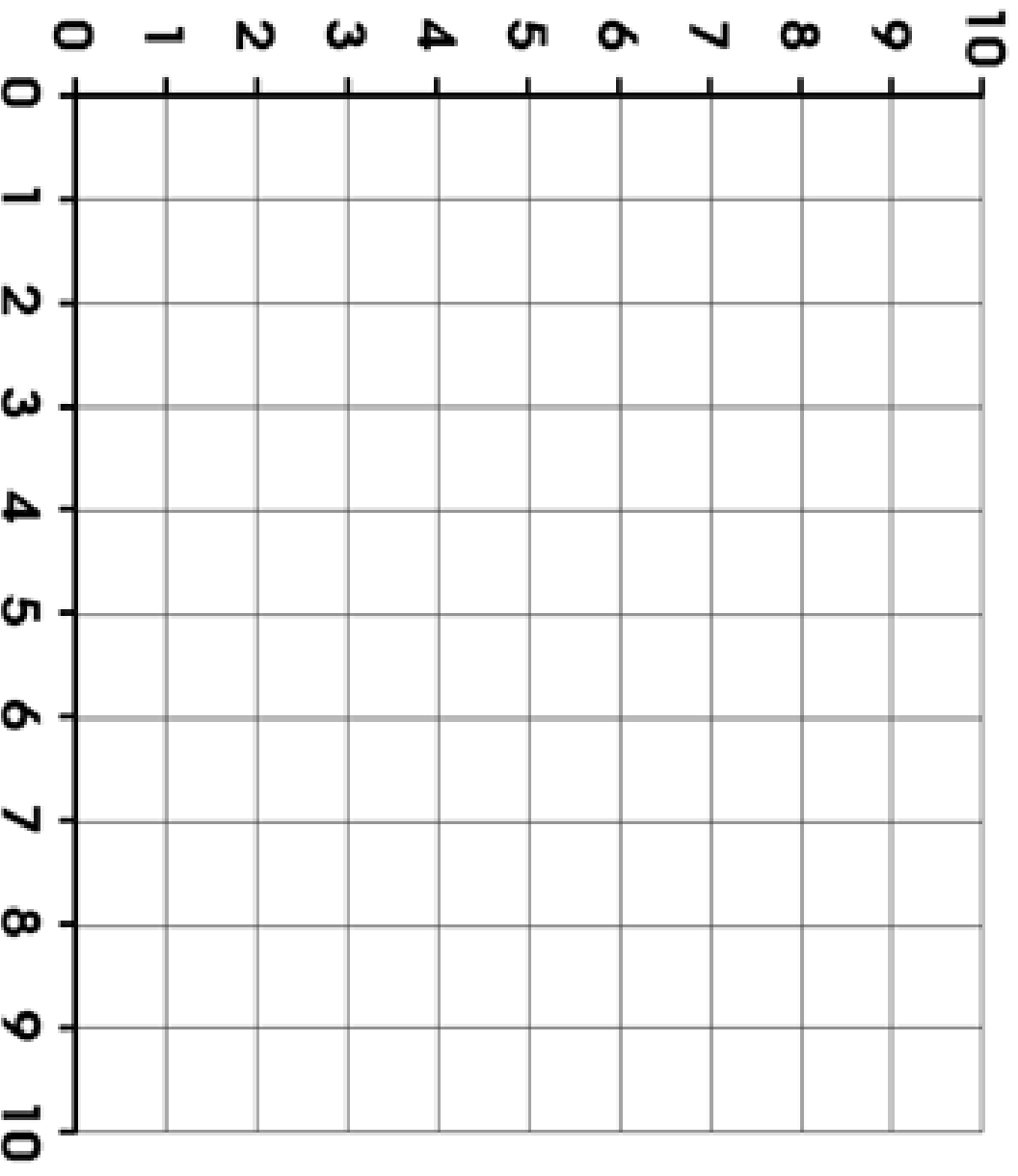
I = \_\_\_\_    J = \_\_\_\_

**TASK B:** Use the grid to answer these questions.

- 1) Which letter is North of C? \_\_\_\_
- 2) Which letter is South of B? \_\_\_\_
- 3) Which letter is West of D? \_\_\_\_
- 4) Which letter is East of H? \_\_\_\_
- 5) Which letter is North-East of C? \_\_\_\_
- 6) Which letter is North-West of D? \_\_\_\_



## Drawing Shapes



**TASK:** Use each set of coordinates to create four different shapes.

**Shape A** (1, 2) (1, 4) (3, 2) (3, 4)

**Shape B** (9, 1) (9, 5) (7, 1)

**Shape C** (1, 5) (4, 5) (4, 7) (1, 7)

**Shape D** (8, 7) (9, 7) (10, 8) (9, 9)  
(8, 9) (7, 8)