

Sylvester Primary Academy Remote Learning Overview



Year 4

Year 4	Spring	1	Topic	Victorian Working Children	W/C	25/01/2021
English: Reading	<p>This week's reading tasks and reading comprehension lessons are to be carried out on Reading Eggs. Your child's Reading Eggs account can be accessed at https://readingeggs.co.uk/</p> <p>If you don't have your child's Reading Eggs login details please contact Mr Musker through Class Dojo.</p> <p>1) Children complete one of the Reading Eggs lessons set by Mr Musker (only one of these three will be set for your child).</p> <p style="padding-left: 40px;">Forces Bread Wally The Water Dragon</p> <p>2) Children will read the reading book set by Mr Musker</p> <p style="padding-left: 40px;">Changes Heating and Cooling</p> <p>3) Children complete their next individual Reading Eggspress Lesson.</p>					
English: Grammar	<p>Using It's or its? See the attached worksheet below. Ask children to read the worksheet and then complete the sentences. See below.</p>					
English: Spelling	<p>This week's spelling tasks are to be carried out on Reading Eggs. Your child's Reading Eggs account can be accessed at https://readingeggs.co.uk/</p> <p>If you don't have your child's Reading Eggs login details please contact Mr Musker through Class Dojo</p> <p>Task 1: Complete the spelling lesson on Silent t, n and u. Task 2: Complete the worksheet – Silent t, n and u (see below).</p>					

Sylvester Primary Academy Remote Learning Overview

<p>English: Climbing in the Dark</p>	<p>Over the next three weeks, the children will be reading a playscript called Climbing in the Dark. A copy of this has been sent out to you. After reading each scene, the children have a set task to do (see learning pack resources).</p> <p>Task 1: Read Scene 1 and complete the task Adjective, Verbs and Nouns. Task 2: Read Scene 2 and complete the task on Contraction Apostrophes.</p>
<p>English: Handwriting</p>	<p>Write out these silent letter words five times each using joined handwriting: castle, fasten, build, guide, guess, autumn.</p>
<p>English: Listening</p>	<p>Ask children to listen to the next instalment of Danny Champion of the World (available on Class Dojo from Wednesday).</p>
<p>Maths</p>	<p>Some of this week's Mathematics lessons are to be carried out through My Maths. Your child's My Maths account can be accessed at https://www.mymaths.co.uk/</p> <p>My Maths requires a school login (see below) and a personal pupil login. If you don't have your child's My Maths login details please contact Mr Musker through Class Dojo.</p> <p>School Log-in: thesylvester Password: success92</p> <p>This week's mathematics topic is Data and Statistics. The lessons will be a mix of MyMaths lessons, recorded lessons on ClassDojo and worksheets from the learning pack sent home).</p> <p>Monday: My Maths Lessons – Lists and Tables 1 or Lists and Tables 2 Tuesday: My Maths Lesson – Tally Charts or Frequency Tables Wednesday: MyMaths Lesson – Pictograms and Bar Charts Thursday: Line Graphs. This will be a recorded lesson available on Class Dojo (see below for the worksheets – The Sunflower and What's The Temperature?). My Maths Lesson - 12x Tables Friday: MyMaths Lesson – Interpreting Data MyMaths Lesson – 11x Table</p>

Sylvester Primary Academy Remote Learning Overview

Times Tables	Ask children to complete this week's TTRockstars task – Garage Task. Children should aim to play TTRockstars for 15 minutes each day.
Science	<p>The Science topic your child is currently studying is States of Matter. This week's Science lesson is Lesson 4 – What are changes of state and why do they take place? This lesson can be accessed at https://classroom.thenational.academy/units/states-of-matter-3a2a</p> <p>Task: Watch the video lesson on What are changes of state and why do they take place? and complete the related learning tasks.</p>
PE	<p>Gymnastics – Three in a Row (See below for a PE activity that you and your child could carry out at home).</p> <p>Here is a link for a website which has many, many remote learning PE activities that you and your child can carry out. Feel free to do any that you wish. The activity below is just a suggestion.</p> <p>https://www.youthsporttrust.org/primary-pe-activities</p>
PSHE (RHE)	<p>Our PSHE topic this half-term is Eat Well, Live Well.</p> <p>This week's PSHE lesson is Lesson 4 – My Own Workout</p> <p>This lesson can be accessed at https://classroom.thenational.academy/units/eat-well-live-well-7109</p> <p>Tasks: Watch the video lesson – My Own Workout and complete the related learning tasks.</p>
TOPIC (History)	<p>This term's History topic is Victorian Working Children. This week, the children will be researching schools in Victorian times.</p> <p>Task: 1: Ask children to read the following webpage then watch the short BBC video.</p> <p>http://www.primaryhomeworkhelp.co.uk/victorians/children/schools.htm</p> <p>https://www.bbc.co.uk/programmes/p0115hda</p> <p>TASK 2: Using the prompt sheet below, ask the children to take notes on Victorian Schools.</p>

Sylvester Primary Academy Remote Learning Overview

Recommended Y4 Timetable

Monday	<p>MyMaths Lists and Tables 1 or Lists and Tables 2 Key Stage 2 Maths Booklet p61 Maths Practise Booklet p34</p>	<p>Reading Eggs Forces or Bread or Wally The Water Dragon</p>	<p>History Research schools in Victorian times.</p>	<p>TT Rockstars (15-20 minutes daily)</p>
Tuesday	<p>MyMaths Tally Charts or Frequency Tables Key Stage 2 Maths Booklet p64 Maths Practise Booklet p35</p>	<p>Reading Eggs Spelling Lesson (Silent Letters – t, n and u) Children complete Silent Letters worksheet (see below). Handwriting Silent letters (castle, fasten, build, guide, guess, autumn)</p>	<p>Grammar It's or its?</p>	<p>TT Rockstars (15-20 minutes daily)</p>
Wednesday	<p>MyMaths Pictograms and Bar Charts Key Stage 2 Maths Booklet p66 Maths Practise Booklet p36</p>	<p>Climbing in the Dark Children should read Scene 1 of Climbing in the Dark and then complete the task in the pack on finding Adjectives, Verbs and Nouns. See learning pack resources.</p>	<p>Science What are changes of state and why do they take place?</p>	<p>TT Rockstars (15-20 minutes daily)</p>
Thursday	<p>Line Graphs - This will be a recorded lesson available on Class Dojo (see below for the worksheets – The Sunflower and What's The Temperature?). MyMaths 12x Tables</p>	<p>Climbing in the Dark Children should read Scene 2 of Climbing in the Dark and then complete the Contraction Apostrophes task in the pack. See learning pack resources. Listening Danny Champion of the World</p>	<p>PE Three in a Row</p>	<p>TT Rockstars (15-20 minutes daily)</p>
Friday	<p>MyMaths Interpreting Data and 11x Tables</p>	<p>Reading Eggs (Reading Book) Changes Heating and Cooling Reading Eggs (children complete their next lesson)</p>	<p>PSHE My Own Workout</p>	<p>TT Rockstars (15-20 minutes daily)</p>

its = belonging to

it's = it is

It's or Its

It's is short for *it is* or *it has*.


e.g. **It's** not my coat.

Its is used to show *belonging*.

e.g. **The dog** ate **its** biscuits.

Task A: Put in the missing **it's** or **its**.

- 1) The rabbit ate ___ carrots.
- 2) Have you found ___ ball?
- 3) ___ always raining on Saturdays.
- 4) ___ been a very long day.
- 5) The bird cleaned ___ feathers.
- 6) Have you seen ___ bone?
- 7) ___ wool is used for making blankets.
- 8) ___ fallen off the shelf.
- 9) The pig rolled over on ___ back.
- 10) ___ my turn to play.
- 11) We will see if ___ any better.
- 12) ___ sunny outside.



Task B: Create three sentences of your own for both **its** and **it's**.



Silent letters – t, n, u

1. Write the word.

- listen _____
- fasten _____
- castle _____
- often _____
- build _____
- guide _____
- rustle _____
- soften _____
- nestle _____
- guard _____
- biscuit _____
- bristle _____
- thistle _____
- glisten _____
- Christmas _____
- guess _____
- moisten _____
- guest _____
- autumn _____
- guitar _____

2. Sort the words.

Silent t

Silent n

Silent u

- _____
- _____
- _____
- _____
- _____
- _____
- _____
- _____
- _____
- _____
- _____
- _____
- _____
- _____
- _____
- _____
- _____
- _____
- _____
- _____
- _____

3. Chunks. Rearrange the sections to make a

- list word. _____
- st bri le _____
- ar gu it _____
- it bis cu _____
- mas Ch st ri _____
- le st ne _____

4. Which silent letter is missing?

- nes _____le tis _____en this _____le g _____ard bris _____le
- mois _____en b _____ild cas _____le g _____ide rus _____le



Three in a Row PE Home Learning

Time to Learn:

- Each player has three targets that they place on the floor.
- Each player takes three steps back from their targets when throwing.
- Players take turns to throw an object towards their targets.
- If a player hits a target it is removed.
- If a player misses they place a target which has been removed back in.
- The first player to hit all of their targets is the winner.



Can you challenge yourself to use the right technique?

Play on your own!
How many attempts does it take you to hit all three targets?

Play for three minutes!
Score a point every time you hit a target. How many points can you score?

Have a competition!
Create a league table and play against different family members.

Top Tips

Throwing Underarm

- Step forwards with one foot, releasing the ball from low to high using your opposite hand.

Let's Reflect

Why should we congratulate the winner of the game?
How did you feel when your throws were successful?

Victorian Schools



TASK: Research Victorian schools and take notes.

Who went to school:

Boys and Girls:

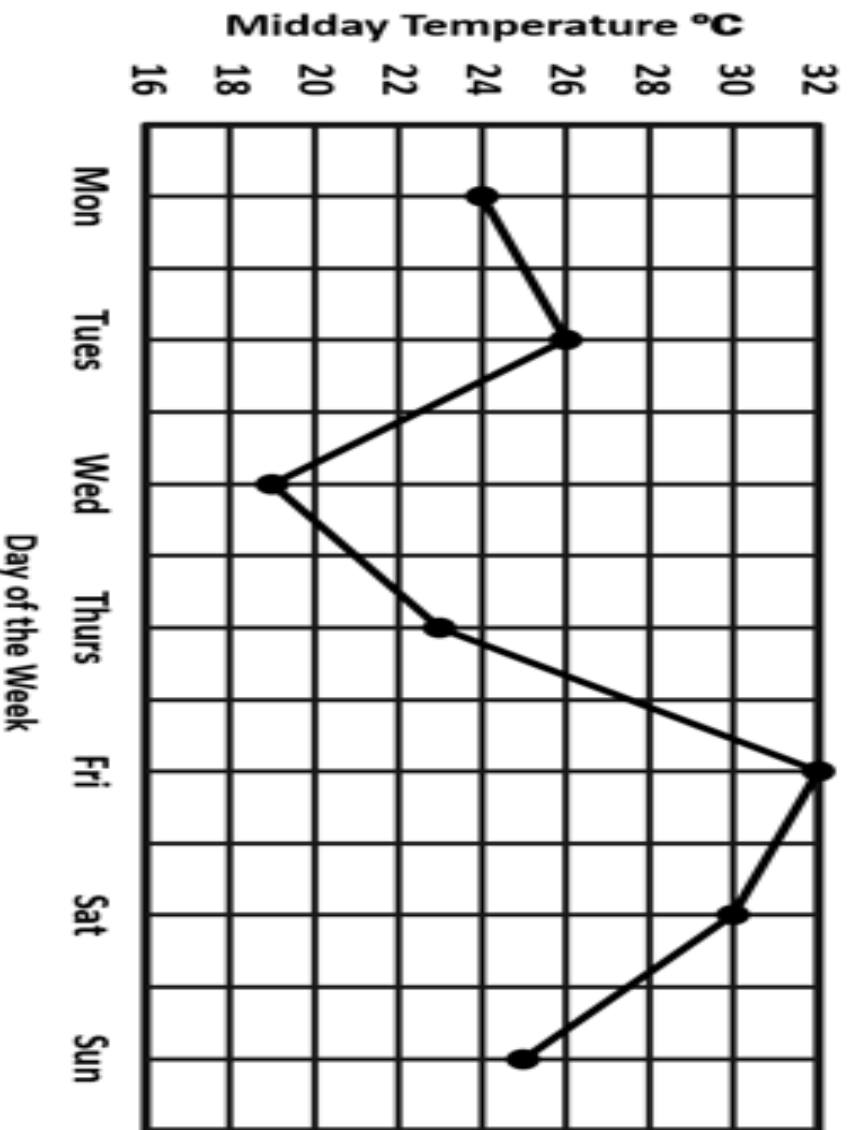
Lessons:

Classroom Resources (pencils, pens, etc):

Other Facts:

What's the temperature?

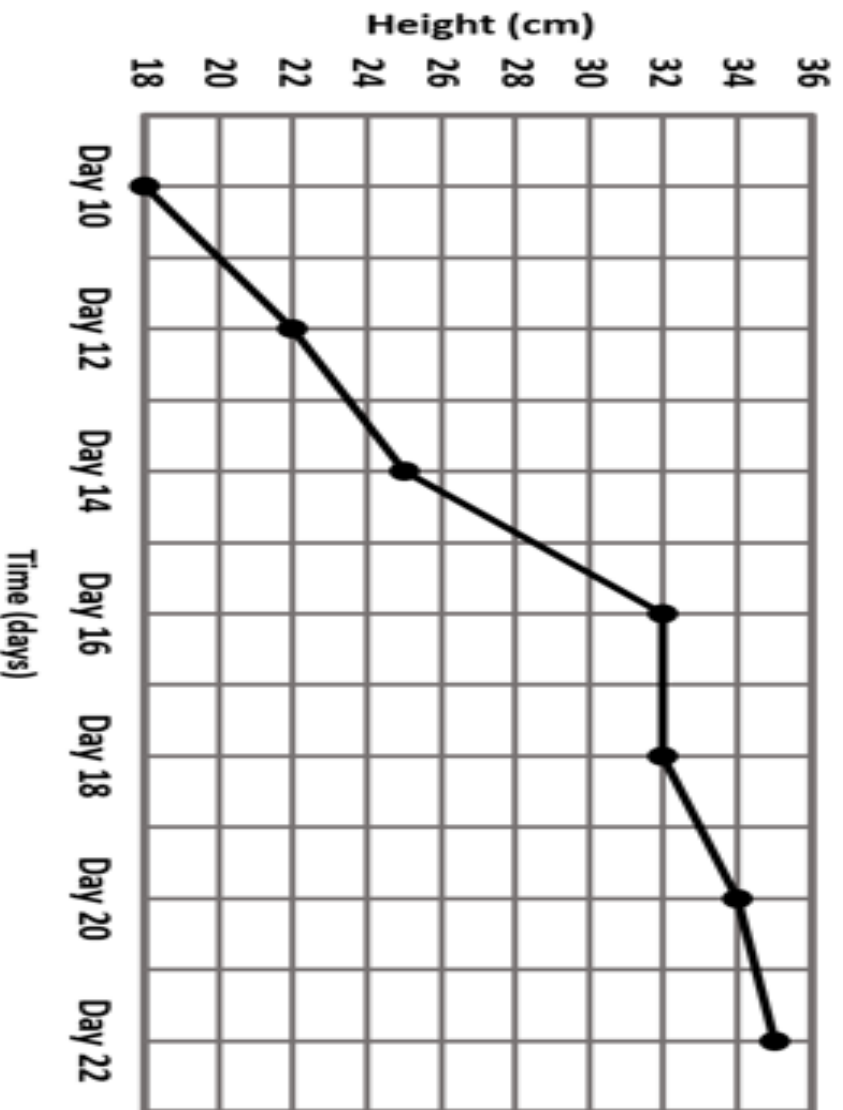
A year 6 class measured the temperature every day for a week in summer. They recorded their findings in a line graph. Read the graph and answer the following questions.



- 1) What was the temperature on Tuesday? ___ °C
- 2) What was the temperature on Friday? ___ °C
- 3) What was the temperature on Thursday? ___ °C
- 4) What was the coldest day of the week? _____
- 5) How much warmer was it on Saturday than Monday? _____
- 6) How many days was the temperature above 24 °C? _____
- 7) How many days was the temperature below 24 °C? _____

The Sunflower

A year 4 class grew a sunflower. Every two days, they measured the sunflower's height. They recorded their findings in a line graph. Read the graph and answer the following questions.



- 1) How tall was the sunflower on Day 18? _____
- 2) How tall was the sunflower on Day 12? _____
- 3) How tall was the sunflower on Day 22? _____
- 4) How much taller was the sunflower on Day 16 than Day 12? _____
- 5) Between which two days did the sunflower not grow taller?
Day _____ and Day _____
- 6) Between which two days did the sunflower grow the most?
Day _____ and Day _____

Sylvester Primary Academy Remote Learning Overview

Sylvester Primary Academy Remote Learning Overview

Sylvester Primary Academy Remote Learning Overview

Sylvester Primary Academy Remote Learning Overview